



Introductory sub-table (I)(a)

Name of the Company: Multipurpose Trading and Agencies Limited			
Scrip Code, Name of the scrip, class of security: 804386			
Quarter ended: March 2014			
Partly paid-up shares:-			
	No. of partly paid-up shares	As a % of total no. of partly paid-up shares	As a % of total no. of shares of the company
Held by promoter/promoter group	54400	53.33333333	53.33333333
Held by public	47800	46.66666667	46.66666667
Total	102000	100	100
Outstanding convertible securities:-			
	No. of outstanding securities	As a % of total no. of outstanding convertible securities	As a % of total no. of shares of the company, assuming full conversion of the convertible securities
Held by promoter/promoter group	0	#DIV/0!	0
Held by public	0	#DIV/0!	0
Total	0	#DIV/0!	0
Warrants:-			
	No. of warrants	As a % of total no. of warrants	As a % of total no. of shares of the company, assuming full conversion of warrants
Held by promoter/promoter group	0	#DIV/0!	0
Held by public	0	#DIV/0!	0
Total	0	#DIV/0!	0
Total paid-up capital of the company, assuming full conversion of warrants and convertible securities			
102000			




Statement Showing Shareholding Pattern

Category code	Category of Shareholder	Table (I)(a)			Total shareholding as a percentage of total number of shares		Shares Pledged or otherwise encumbered	
		Number of Shareholders	Total number of shares	Number of shares held in dematerialized form	As a percentage of (A+B) ¹	As a percentage of (A+B+C)	Number of shares	As a percentage
		(III)	(IV)	(V)	(VI)	(VII)	(VIII)	(IX) = (VIII)/(IV)*100
(A)	Shareholding of Promoter and Promoter							
1	Indian							
(a)	Individuals/ Hindu Undivided Family							
		3	54400	0	53.33	53.33	0	0.00
(b)	Central Government/ State Government(s)				0.00	0.00		#DIV/0!
(c)	Bodies Corporate				0.00	0.00		#DIV/0!
(d)	Financial Institutions/ Banks				0.00	0.00		#DIV/0!
(e)	Any Others(Specify)				0.00	0.00		#DIV/0!
(e-i)					0.00	0.00		#DIV/0!
(e-ii)								
	Sub Total(A)(1)	3	54400	0	53.33	53.33	0	0.00
2	Foreign							
a	Individuals (Non-Residents Individuals/ Foreign Individuals)				0.00	0.00		#DIV/0!
b	Bodies Corporate				0.00	0.00		#DIV/0!
c	Institutions				0.00	0.00		#DIV/0!
d	Qualified Foreign Investor				0.00	0.00		#DIV/0!
e	Any Others(Specify)				0.00	0.00		#DIV/0!
e-i								
e-ii								
	Sub Total(A)(2)	0	0	0	0.00	0.00	0	#DIV/0!
	Total Shareholding of Promoter and	3	54400	0	53.33	53.33	0	0.00




(B)	Public shareholding								
1	Institutions				0.00	0.00			
(a)	Mutual Funds/ UTI				0.00	0.00			
(b)	Financial Institutions/ Banks								
(c)	Central Government/ State Government(s)				0.00	0.00			
(d)	Venture Capital Funds				0.00	0.00			
(e)	Insurance Companies				0.00	0.00			
(f)	Foreign Institutional Investors				0.00	0.00			
(g)	Foreign Venture Capital Investors				0.00	0.00			
(h)	Qualified Foreign Investor				0.00	0.00			
(i)	Any Other (specify)				0.00	0.00			
(i-i)									
(i-ii)									
	Sub-Total (B)(1)	0	0	0	0.00	0.00			
B 2	Non-institutions				0.00	0.00			
(a)	Bodies Corporate			0	0.00	0.00		0	
(b)	Individuals								
1	Individuals -i. Individual shareholders holding nominal share capital up to Rs 1 lakh	30	47600		46.67	46.67			
II	ii. Individual shareholders holding nominal share capital in excess of Rs. 1 lakh.				0.00	0.00			
(c)	Qualified Foreign Investor				0.00	0.00			
(d)	Any Other (specify)				0.00	0.00			
(d-i)									
(d-ii)									
	Sub-Total (B)(2)	30	47600	0	46.67	46.67			
(B)	Total Public Shareholding (B)= (B)(1)+(B)(2)	30	47600	0	46.67	46.67			
	TOTAL (A)+(B)	33	102000	0	100.00	100.00			
(C)	Shares held by Custodians and against which Depository Receipts have been issued								#DIV/0!
1	Promoter and Promoter Group							0	0
2	Public	0	0	0				0	0
	Sub-Total (C)							0	0.00
	GRAND TOTAL (A)+(B)+(C)	33	102000					100.00	0



Introductory sub-table (I)(a)

Name of the Company: Multipurpose Trading and Agencies Limited			
Scrip Code, Name of the scrip, class of security: 604356			
Quarter ended: March 2014			
Partly paid-up shares:-			
	No. of partly paid-up shares	As a % of total no. of partly paid-up shares	As a % of total no. of shares of the company
Held by promoter/promoter group	54400	53.33333333	53.33333333
Held by public	47600	46.66666667	46.66666667
Total	102000	100	100
Outstanding convertible securities:-			
	No. of outstanding securities	As a % of total no. of outstanding convertible securities	As a % of total no. of shares of the company, assuming full conversion of the convertible securities
Held by promoter/promoter group	0	#DIV/0!	0
Held by public	0	#DIV/0!	0
Total	0	#DIV/0!	0
Warrants:-			
	No. of warrants	As a % of total no. of warrants	As a % of total no. of shares of the company, assuming full conversion of warrants
Held by promoter/promoter group	0	#DIV/0!	0
Held by public	0	#DIV/0!	0
Total	0	#DIV/0!	0
Total paid-up capital of the company, assuming full conversion of warrants and convertible securities			
102000			



Statement Showing Shareholding Pattern

Category code	Category of Shareholder	Number of Shareholders	Table (I)(a)		Total shareholding as a percentage of total number of shares		Shares Pledged or otherwise encumbered		
			Total number of shares	Number of shares held in dematerialized form	As a percentage of (A+B) ¹	As a percentage of (A+B+C)	Number of shares	As a percentage	
									(IV)
(A)	Shareholding of Promoter and Promoter								
1	Indian								
(a)	Individuals/ Hindu Undivided Family	3	54400	0	53.33	53.33	0	0.00	
(b)	Central Government/ State Government(s)				0.00	0.00		#DIV/0!	
(c)	Companies Corporate				0.00	0.00		#DIV/0!	
(d)	Financial Institutions/ Banks				0.00	0.00		#DIV/0!	
(e)	Any Others (Specify)				0.00	0.00		#DIV/0!	
(e-i)					0.00	0.00		#DIV/0!	
(e-ii)					0.00	0.00		#DIV/0!	
	Sub Total(A)(1)	3	54400	0	53.33	53.33	0	0.00	
2	Foreign								
a	Individuals (Non-Residents Individuals/ Foreign Individuals)				0.00	0.00		#DIV/0!	
b	Companies Corporate				0.00	0.00		#DIV/0!	
c	Institutions				0.00	0.00		#DIV/0!	
d	Qualified Foreign Investor				0.00	0.00		#DIV/0!	
e	Any Others (Specify)				0.00	0.00		#DIV/0!	
e-i					0.00	0.00		#DIV/0!	
e-ii									
	Sub Total(A)(2)	0	0	0	0.00	0.00	0	#DIV/0!	
	Total Shareholding of Promoter and	3	54400	0	53.33	53.33	0	0.00	



(B)	Public shareholding							
(a)	Institutions							
(a)	Mutual Funds/ UTI				0.00	0.00		
(b)	Financial Institutions/ Banks				0.00	0.00		
(c)	Central Government/ State Government(s)				0.00	0.00		
(d)	Venture Capital Funds				0.00	0.00		
(e)	Insurance Companies				0.00	0.00		
(f)	Foreign Institutional Investors				0.00	0.00		
(g)	Foreign Venture Capital Investors				0.00	0.00		
(h)	Qualified Foreign Investor				0.00	0.00		
(i)	Other (specify)				0.00	0.00		
(a)-(i)								
	Total (B)(1)	0	0	0	0.00	0.00		
(B2)	Non-institutions							
(a)	Bodies Corporate			0	0.00	0.00	0	
(a)	Individuals							
(i)	Accounts - i. Individual shareholders holding nominal share capital up to Rs 1 lakh	30	47600		46.67	46.67		
(ii)	Individual shareholders holding nominal share capital in excess of Rs. 1 lakh.				0.00	0.00		
(c)	Qualified Foreign Investor				0.00	0.00		
(d)	Other (specify)				0.00	0.00		
(a)-(d)								
	Total (B)(2)	30	47600	0	46.67	46.67		
(B)	Public Shareholding (B)= (B)(1)+(B)(2)	30	47600	0	46.67	46.67		
(C)	Shares held by Custodians and against Depository Receipts have been							
(a)	and Promoter Group					0.00		#DIV/0!
(b)						0.00		
	Total (C)	0	0	0		0	0	
	GRAND TOTAL (A)+(B)+(C)	33	102000	0		100.00	0	0.00



(1)(b) Statement showing holding of securities (including shares, warrants, convertible securities) of persons belonging to the category "Promoter and Promoter Group"


Sr.	Name of the shareholder	Details of Shares held		Encumbered shares (*)			Details of warrants		Details of convertible securities		Total shares (including underlying shares assuming full conversion of warrants and convertible securities) as a % of diluted share capital
		Number of shares held	As a % of grand total (A)+(B)+(C)	No.	As a percentage	As a % of grand total (A)+(B)+(C) of sub-clause (I)(a)	Number of warrants held	As a % total number of warrants of the same class	Number of convertible securities held	As a % total number of convertible securities of the same class	
(i)	(ii)	(iii)	(iv)	(v)	(vi)=(v)/(iii)*100	(vii)	(viii)	(ix)	(x)	(xi)	(xii)
1	Shri Ajay Singh	18000	17.65	0	0.00	0.00	0	#DIV/0!	0	#DIV/0!	
2	Shri Bhupinder	18400	18.04	0	0.00	0.00	0	#DIV/0!	0	#DIV/0!	
3	Shri Sanjay Mall	18000	17.65	0	0.00	0.00	0	#DIV/0!	0	#DIV/0!	
TOTAL		54400	53.33	0	0.00	0.00	0	#DIV/0!	0	#DIV/0!	0

(*) The term "encumbrance" has the same meaning as assigned to it in regulation 23(3) of the SAST Regulations, 2011



(I)(c)(i) Statement showing holding of securities (including shares, warrants, convertible securities) of persons belonging to the category "Public" and holding more than 1% of the total number of shares

Sr. No.	Name of the shareholder	Number of shares held	Shares as a percentage of total number of shares (i.e., Grand Total (A)+(B)+(C) indicated in Statement at para (I)(a) above)	Details of warrants		Details of convertible securities		Total shares (including underlying shares assuming full conversion of warrants and convertible securities) as a % of diluted share capital
				Number of warrants held	As a % total number of warrants of the same class	Number of convertible securities held	% w.r.t total number of convertible securities of the same class	
1	Ashok Kr. Arora	3050	2.99	0	#DIV/0!	0	#DIV/0!	
2	Amrita Arora	1750	1.72	0	#DIV/0!	0	#DIV/0!	
3	Ankit Kumar	2800	2.75	0	#DIV/0!	0	#DIV/0!	
4	Bodh Raj Ahuja	3100	3.04	0	#DIV/0!	0	#DIV/0!	
5	Bharti Chaudhary	2800	2.75	0	#DIV/0!	0	#DIV/0!	
6	C. P. Kurian	1700	1.67	0	#DIV/0!	0	#DIV/0!	
7	Ganga Mathpal	1900	1.86	0	#DIV/0!	0	#DIV/0!	
8	Man Mohan Pathak	1450	1.42	0	#DIV/0!	0	#DIV/0!	
9	Smt. Mrinalini Panwar	1800	1.76	0	#DIV/0!	0	#DIV/0!	
10	Neeraj Jain	2850	2.79	0	#DIV/0!	0	#DIV/0!	
	Poonam Kumar	2050	2.01	0	#DIV/0!	0	#DIV/0!	
	Ravi Verma	1150	1.13	0	#DIV/0!	0	#DIV/0!	
	Rita Kumar	2450	2.40	0	#DIV/0!	0	#DIV/0!	
11	Suresh Kumar	2200	2.16	0	#DIV/0!	0	#DIV/0!	
12	Utpender Panwar	2500	2.45	0	#DIV/0!	0	#DIV/0!	
13	Vandana Paranjpe	1850	1.81	0	#DIV/0!	0	#DIV/0!	
Total		35400	34.71	0	#DIV/0!	0	#DIV/0!	0



(11)(d) Statement showing details of Depository Receipts (DRs)-NIL

Sl. No.	Type of outstanding DR (VDRs, GDRs, SDRs, etc.)	Number of outstanding DRs	Number of shares underlying outstanding DRs	Shares underlying outstanding DRs as a percentage of total number of shares (i.e., Grand Total (A)+(B)+(C) indicated in Statement at para (1)(a) above)
				0.00
				0.00
				0.00
				0.00
				0.00
				0.00
				0.00
				0.00
				0.00
				0.00
				0.00
		0	0	0.00



(11b) Statement showing holding of Depository Receipts (DRs), where underlying shares held by "promoter/promoter group" are in excess of 1% of the total number of shares- NIL

Sr. No.	Name of the DR Holder	Type of outstanding DR (ADRs, GDRs, SDRs, etc.)	Number of shares underlying outstanding DRs	Shares underlying outstanding DRs as a percentage of total number of shares (i.e., Grand Total (A)+(B)+(C) indicated in Statement at para (1)(a) above)
				0.00
				0.00
				0.00
				0.00
				0.00
				0.00
				0.00
				0.00
				0.00
				0.00
				0.00
			0	0.00

A02



Ministry of Corporate Affairs
New Delhi.